

NAME: _____

Purpose

To name a number for a point on a number line

Math Words

**number
line**

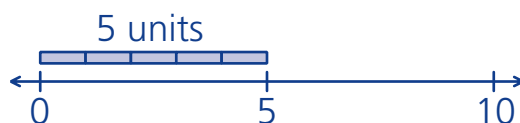
A number line shows numbers in order along a line.

point

A dot on a number line shows where the point for a number is.

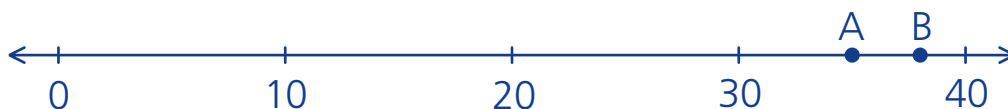
unit

Each unit has a length of 1.



Starter Problem

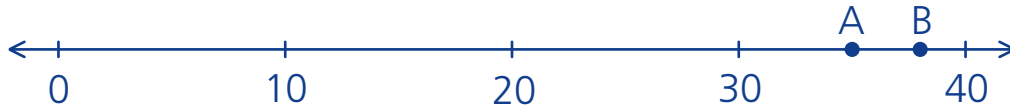
Which point on the number line shows about 38?



NAME: _____

Starter Problem

Which point on the number line shows about 38?

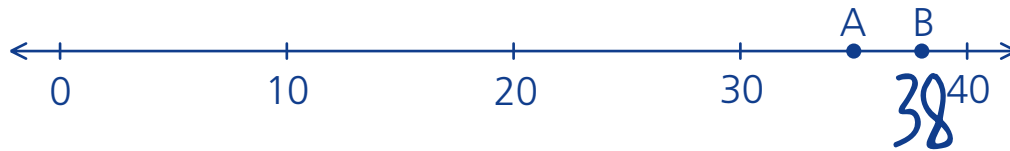


Student Thinking



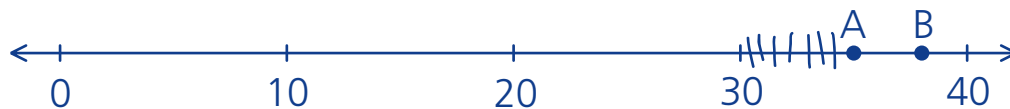
Amir

Point A is about halfway between 30 and 40. So, that's not 38. It's point B because it's about 2 units before 40.



Kelly

It's point A because I marked the 8 units after 30.



Things to Remember

- * _____
- * _____
- * _____
- * _____



NAME: _____

Our Turn

Write the answer.

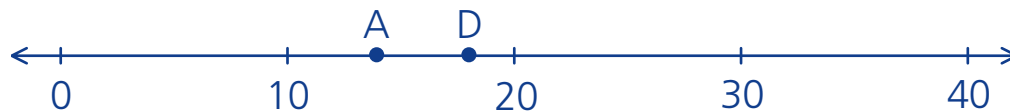
1. Which point on the number line shows about 27? _____



2. Which point on the number line shows about 44? _____



3. Which point on the number line shows about 18? _____



NAME: _____

My Turn

Write the answer.

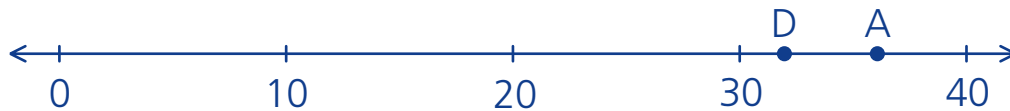
1. Which point on the number line shows about 15? _____



2. Which point on the number line shows about 22? _____



3. Which point on the number line shows about 36? _____

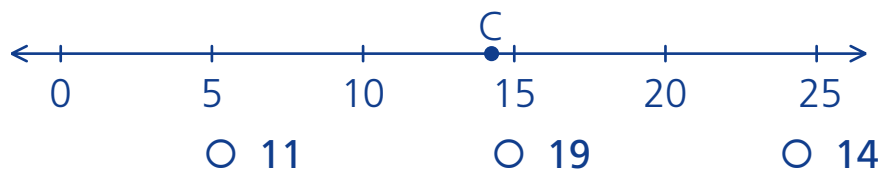


NAME: _____

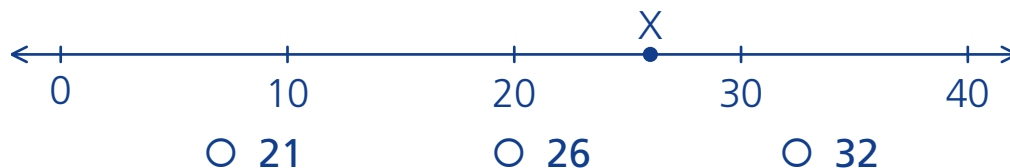
Multiple Choice Mini Lesson

Fill in the circle next to the answer you choose.

1. What number is a good estimate for point C?



2. What number is a good estimate for point X?

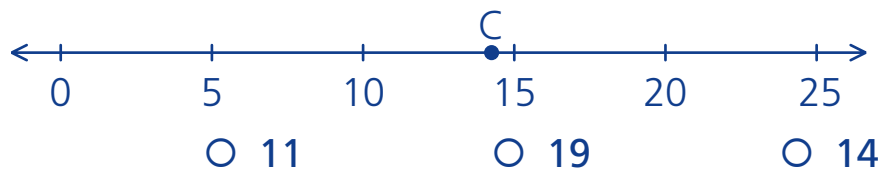


NAME: _____

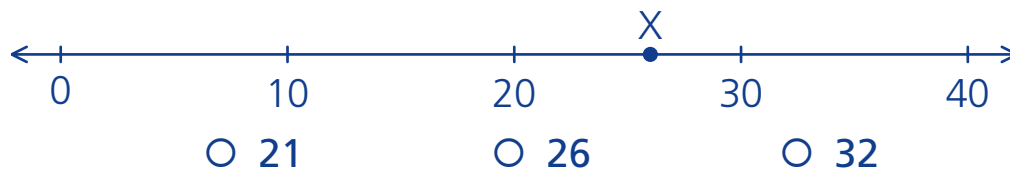
Multiple Choice Mini Lesson

Fill in the circle next to the answer you choose.

1. What number is a good estimate for point C?



2. What number is a good estimate for point X?



NAME: _____

Writing Task Mini Lesson

Explain how you know that a good estimate for point C is 25. You may draw a picture on the back to help explain.



NAME: _____

Writing Task Mini Lesson

Explain how you know that a good estimate for point C is 25. You may draw a picture on the back to help explain.

